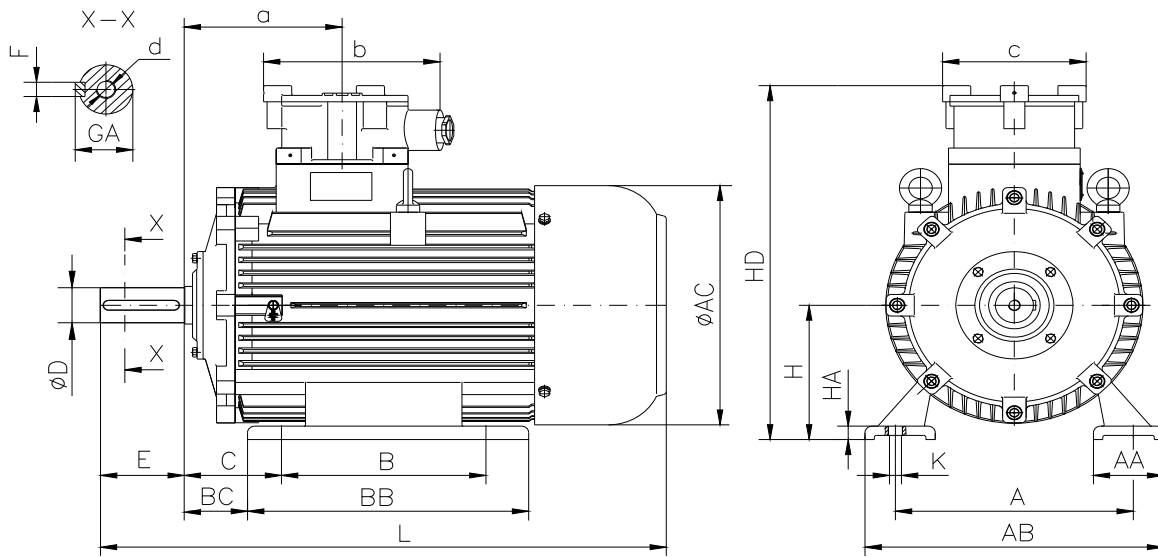


DATA SHEET

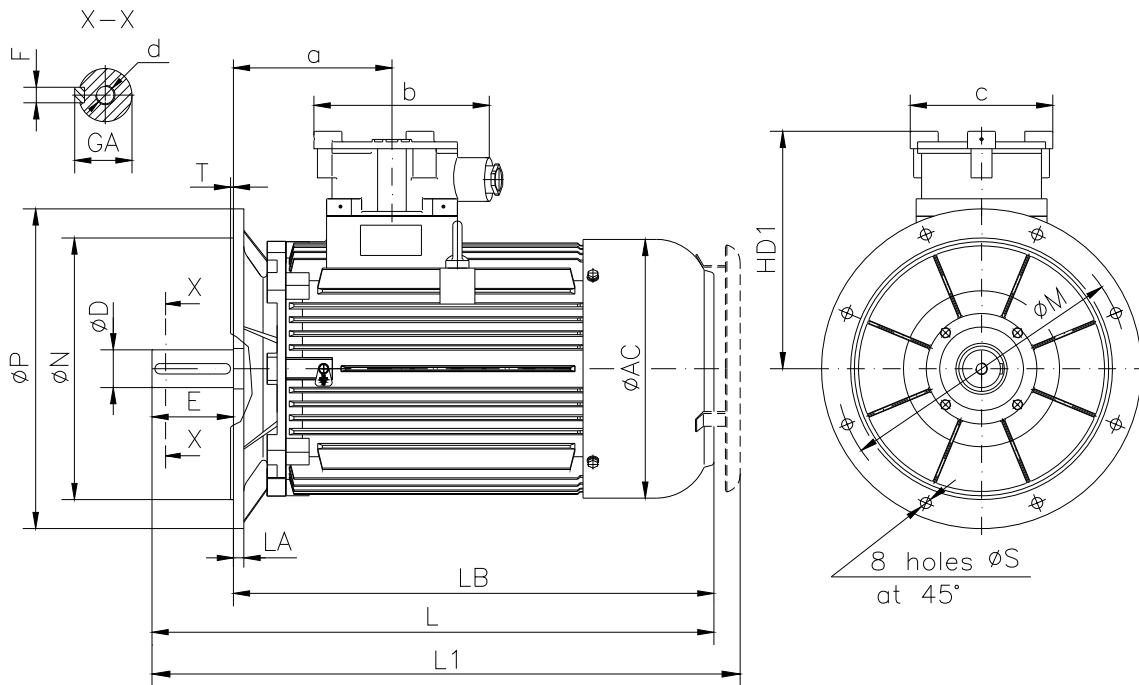
○ Type.....	ASA 315LZ-8
○ Reference standard.....	IEC 60034-1 EN 60079-0 EN 60079-1 EN 60079-7
○ Rated output.....	132 kW
○ Rated stator voltage.....	400 V
○ Stator current at 100% load.....	261A
○ Rated frequency.....	50 Hz
○ Number of poles.....	8
○ Rated speed.....	740 rev/min
○ Efficiency at 100% load.....	93.5%
○ Power factor at 100% load.....	0.78
○ Break-down torque.....	2.0 x Mn
○ Locked rotor torque.....	1.8 x Mn
○ Locked rotor current.....	5.5 x In
○ Rotor inertia.....	5.905 kgm ²
○ Insulation class.....	F
○ Direction of rotation.....	Both(CW&CCW)
○ Protection degree.....	≥IP55
○ Mounting.....	IM
○ Cooling method.....	IC 411
○ Max. ambient temperature.....	+40°C
○ Altitude.....	1000m
○ Bearing type.....	6319 drive end 6319 non drive end
○ Lubrication.....	regreasable bearings with UNIREX N2, Shell Alvania R3, SKF LGTH3 or similar
○ Relubricating interval	8700 hrs DE and NDE
○ Correcting interval.....	3000 hrs DE and NDE
○ Grease quantity	45g/bearing DE and NDE
○ Weight.....	1280 Kg
○ Outline drawing.....	Page 2
○ Thermal winding protection.....	3xPTC
○ Vibration level :.....	A(acc.IEC 60034-14)
○ Noise level	acc.IEC 60034-9
○ Cable entries.....	2xM63x1.5
○ Additional cable entries.....	1xM20x1.5
○ Climate execution	N

**The overall and mounting dimensions
IM 1001**



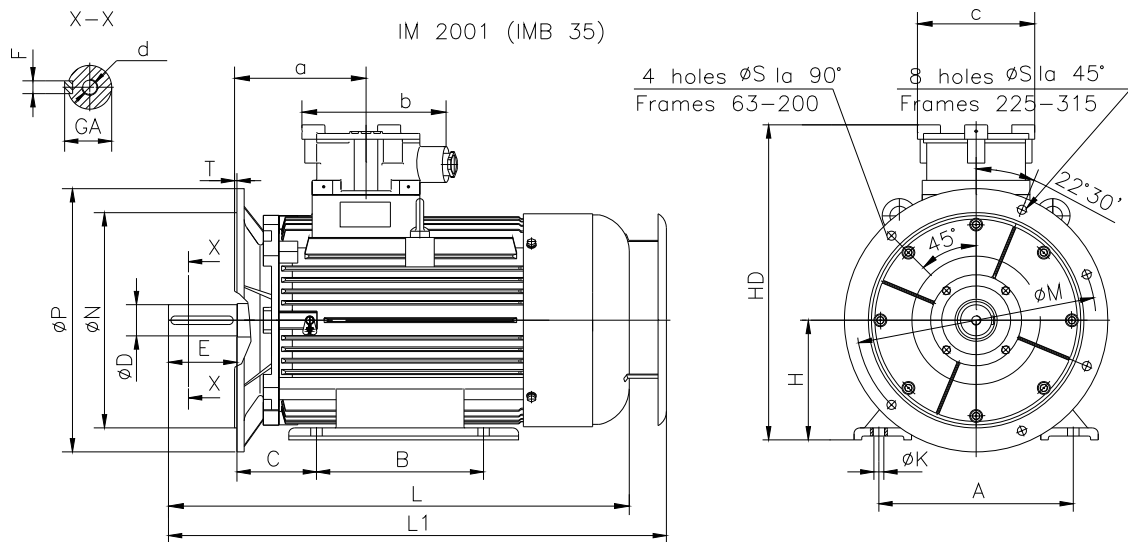
Frame size	Dimensions (mm)																				
	Foot mounting										Shaft extension					HD	AC	L	a	b	c
315 LZ-8	A	B	C	H _{0.5}	K	AA	AB	BB	BC	HA	D	E	F	GA	d						
	508	508	216	315	28	120	630	588	176	26	80m6	170	22h9	85	M20	880	620	1360	320	460	355

**The overall and mounting dimensions
IM 3001; IM 3011**



Frame size	Dimensions (mm)																			
	Flange mounting (B5)					Shaft extension					HD1	AC	LA	LB	L	L1	a	b	c	
	N	M	P	S	T	D	E	F	GA	d										
315 LZ-8	550j6	600	660	24	6	80m6	170	22h9	85	M20	565	620	25	1180	1360	1460	320	460	355	

**The overall and mounting dimensions
IM 2001**



Frame size	Dimensions (mm)																				
	Foot mounting					Flange mounting					Shaft extension					HD	L	L1	a	b	c
A	B	C	H _{0.5}	K	N	M	P	S	T	D	E	F	GA	d							
315 LZ-8	508	508	216	315	28	550j6	600	660	24	6	80m6	170	22h9	85	M20	880	1360	1450	320	460	355